

20 – 23 September 2022

# IMB/SFB 1361 Conference

“Restore, Reorganise, Repurpose:  
The many faces of DNA repair”

Mainz, Germany





# Welcome to Mainz



Founded by the Romans as Mogontiacum, Mainz is one of the oldest cities in Germany. With a history of over 2000 years, Mainz has much to offer: situated at the confluence of the Rhine and Main rivers, Mainz has a sizeable university, fine pedestrian precincts and a certain “savoir vivre” whose origins go back to the Napoleon’s occupation at the turn of the 18th century – at least that’s what the “Mainzer” say.



Strolling along the Rhine river, enjoying the sun in the beer gardens, and sampling local wines in a half-timbered wine tavern in the *Altstadt* (old part of the city) are as much part of any Mainz visit as visiting the impressive Romanesque *Dom St. Martin* (St. Martin Cathedral), Marc Chagall’s ethereal windows in *St. Stephan’s Kirche* (Church of St. Stephan) or the first printed bible in the Gutenberg Museum. In the 15th century, local hero Johannes Gutenberg perfected moveable type and became known as the inventor of modern book printing – the man of the millennium.

Not only is Mainz the capital of the federal state of Rhineland-Palatinate, but also one of the “Great Wine Capitals” of the world along with Bordeaux and Napa Valley.





# Welcome to the Institute of Molecular Biology *imb*




The conference will be held at the **Institute of Molecular Biology (IMB)**, located at the Johannes Gutenberg University campus in Mainz, Germany.

The **talks** will take place in IMB's **Hubertus Liebrecht Auditorium**. **Coffee and lunch breaks**, as well as the **Poster Sessions**, will be set up in the **Atrium and Foyer**.

For more information regarding IMB, please visit our website: [www.imb.de](http://www.imb.de)

**Please note:** Smoking is prohibited in the IMB building. Please do not enter any restricted areas or the laboratories. In case of an emergency, please contact our staff at the reception desk in the Foyer or call +49 6131 39 21600.





# COVID-19 GUIDELINES

## Regulations for events at IMB

To ensure a safe environment for all participants, we will be requiring **testing and masks** during the event.

- Please do not come to IMB if you have any COVID-like symptoms. If this is the case, please inform [sfb1361@imb.de](mailto:sfb1361@imb.de).
- Upon arrival at the venue, you must present a **negative antigen self-test result** every day (tests must be performed in the mornings of the event with the rapid tests provided by IMB/SFB 1361)
- **Masks** are only required if the minimum distance to other persons is less than 1.5 m (i.e. in the lecture hall)
- **Disinfectant dispensers** are available at the entrance, in all meeting rooms and toilets. Regular hand disinfection is recommended. **Mobile air filters** are set up on-site
- Please note that while monitoring the current Corona situation, IMB reserves the right to change the mask recommendation back to a mask requirement



# Arriving at Frankfurt Airport

## Take a taxi to Mainz

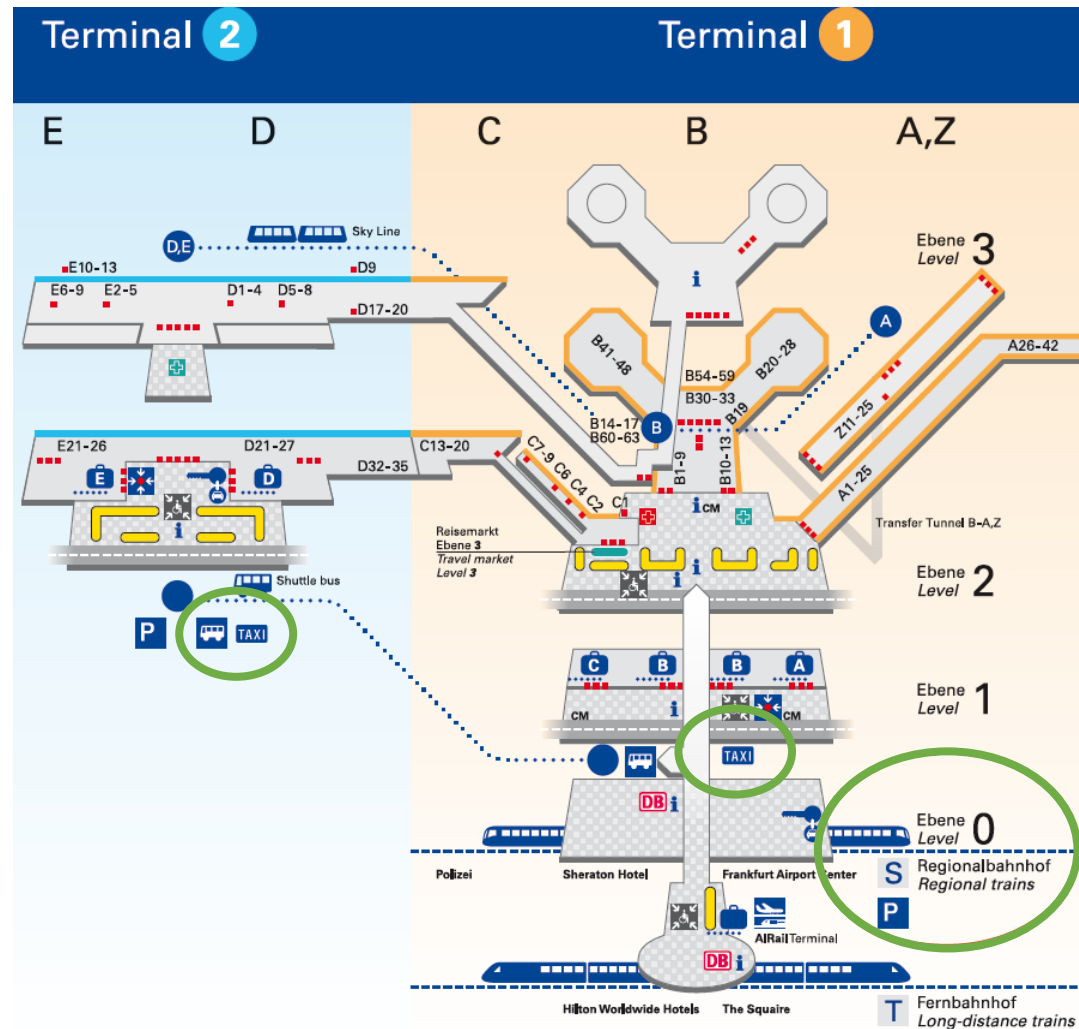
- Taxis can be found on Level 1 in Terminal 1 or Level 2 in Terminal 2 outside of the airport. The taxi costs to Mainz are around 50-60 EUR.

## Take the train to Mainz

- On arrival at Terminal 1 (A, B, C) or Terminal 2 (D, E) make your way to the **Regional Train Station (S)**. Terminal 1 and 2 are connected by the "Sky Line", a free monorail train leaving every 3 minutes.
- The Regional Train Station (S) is located underground (Level 0) in Terminal 1, section B. There is also a long distance train station (T) which you can ignore.



- Your train: S-Bahn **S8 (direction Wiesbaden Hbf)** or **RE (direction Koblenz or Saarbrücken)** (Regional Express)
- Frequency: every 10-20 minutes.
- For further info (e.g. schedules) check [www.bahn.de/en](http://www.bahn.de/en)





# How to buy a ticket

## At the Travelcenter

Queue up at the **Reisezentrum** and buy it from the counter. You need to draw a number and may have to wait a little while.



## Ticket machine step by step

1. Choose language
2. Select destination (Wiesbaden/Mainz)
3. Select single journey
4. Select the route of your travel (via Rüsselsheim)
5. Pay **5.60 EUR**
6. Take your ticket (and change)

## At the ticket machine

- If you have some Euros (ideally coins but most machines also take small notes) buy your ticket from a machine. Navigation is available in English.
- You can also pay with Girocard, VisaCard or MasterCard.
- The machine automatically dispenses change.

Light mount with display for dynamic customer information (subject to location)

Touch-Display

Language selection (DE, EN, FR, IT, ES, TR)

Dispenser tray (for paper tickets, coins and receipts)



Select or enter your destination.

يرجى اختيار أو إدخال وجهتك.

Wählen oder geben Sie Ihren Ziort ein.

Express selection

City FRANKFURT am Main	Kriftel (Kriftel)	Destination selection via Enter place name
Eppstein (Eppstein)	Idstein (Idstein)	
Zellheim Bf, Sindlingen	Limbach a.d. Lahn/Limbach/Lahn	
Stadtgebiet (Frankfurt)	Hofheim a. Ta. (Hofheim/Ta.)	
Lorsbach (Hofheim am Taunus)	City (Wiesbaden)	
Niederrhein. (Niederrhein, Wf)	Hessenticket up to five persons	Enter destination number

City (Wiesbaden)

eTicket RheinMain

DB tickets and information

Germany, UK, France, Italy, Spain, Turkey

Select your ticket type.

يرجى اختيار نوع التذكرة.

Wählen Sie die Art der Fahrkarte.

Single journey	Weekly pass	Single supplement 1st class
All-day ticket	Monthly pass	Supplementary ticket - weekly 1st class
All-day collective ticket up to five persons	9 a.m. monthly pass	Supplementary ticket - monthly 1st class
Journey extension for season ticket	65-plus-Monatskarte	
	School student/trainee coupon Week	
Single journey	Stamp for trainees	

Pay the amount shown.

يرجى دفع المبلغ المعروض.

Zahlen Sie den angezeigten Betrag.

Please check your selection and pay the displayed amount:

Your selection

Single journey - adults

from: Frankfurt am Main 6600

to: Wiesbaden

via: ohne Umweg

Tariff stage 04

Price 4.55 €

Means of Payment

5 10 20 50 1 2

5€ 10€ 20€ 50€

Residual amount to be paid

4.55€

For immediate boarding only. With changing, no return journeys, round trips or interrupted journeys. Long distance trains (IC, EC, ICE) cannot be used.

Cancel

Another ticket

Take your ticket.

يرجى أخذ تذركتكم.

Entnehmen Sie Ihre Fahrkarte.





# Finding the train to Mainz

- Check blue sign: Regional trains, track 2-3
- The platforms are one level below the ticket hall and the travel center. Proceed to **platform 3**. Some Regional Expresses to Mainz leave from **platform 2**. (Make sure you don't go to the long distance train station [T])
- Take the train **S8** from platform 3 to **Wiesbaden Hbf** or **RE** trains to either **Koblenz** or **Saarbrücken**. (Do not take the train S9, which also goes to Wiesbaden but does not stop at Mainz Central Station.)
- Attention: **Your trains** depart from Frankfurt Airport in two directions. **Your direction** is to **Wiesbaden Hbf**.
- The journey takes around 30 minutes.  
If you want to go to **IMB** exit at **Mainz Main Station - Mainz Hbf**.

Frankfurt (Main) Flughafen Regionalbahnhof  
Kelsterbach  
Raunheim  
Rüsselsheim  
Rüsselsheim Opelwerk  
Mainz-Bischofsheim  
Mainz-Gustavsburg  
Mainz Römisches Theater  
**Mainz Hbf**





# Useful information

## CAR

If you are travelling by car, please use the **free parking** at the Hochschule Mainz (Lucy-Hillebrand-Str. 2, 55128 Mainz) or at the Parkplatz Dalheimer Weg (Dalheimer Weg 1, 55128 Mainz).

The parking lot is within walking distance to IMB (5-7 min), please see the next pages for a map.

## CONTACT

SFB 1361 Office: +49 6131 39 29241 or +49 152 3692 4556 (mobile) or [sfb1361@imb-mainz.de](mailto:sfb1361@imb-mainz.de)

Reception: +49 6131 39 21600

## EXCURSION

A highlight of this Conference is the boat trip through the UNESCO World Heritage Upper Middle Rhine Valley on the Rhine River to the old wine village [Rüdesheim](#), on **Wednesday, 21 September 2022**.

The arranged transfer buses will **depart from IMB to the boat around 14:15**.

Participants will have free time to roam around the city to discover its secrets. This will be followed by a dinner on the boat ride back to Mainz at **19:00** while watching the sunset over the vineyards.

## LOST AND FOUND

For lost and found items, please contact our staff at the registration desk or the Events Office.

## PHOTOGRAPHY

During the workshop, an IMB photographer will take a group photo and other photos to document the meeting. The photos may be used for future marketing and communication purposes in web and in print. If you would not like to appear in these photos, please inform the photographer or a member of the staff.



# Useful information

## POSTER PRESENTATIONS

There will be **two poster sessions** during the conference:

**Tuesday, 20 September      17:30 – 20:30**

**Thursday, 22 September    15:00 – 18:00**

A list of posters, presenters and topics will be available on-site at the registration desk.

If you present a poster, you will be given an **allotted presentation time** during one of the poster sessions. You will find this information on your poster board. This way you and the other conference delegates know when to be at your poster for questions and discussion.

The size of the poster boards is **150 cm high x 120 cm wide (A0, portrait format)**. Pins are available on the board. If you need additional pins please contact our staff at the registration desk.

Please refrain from taking photos of the posters and/or presentations without prior consent.

## PRESENTATIONS/TALKS

A **PC** with Microsoft PowerPoint 2016 and a **Mac** with Keynote (latest version) and PowerPoint for Mac 2019 will be available for you to give your presentation. Due to the tight schedule of the conference, and to minimise any technical issues, we would kindly ask you to use one of these computers for your presentation rather than your own laptop.

All presentations will be deleted once you have completed your talk. Technical assistants will support you with your presentation and media equipment in the auditorium.

Considering this, could you please:

- a) Let us know **asap** if the **allocated slot** does not suit your travel plans.
- b) **Let us know** whether you prefer a Windows computer or a Mac.
- c) If possible, **send your talk** to [sfb1361@imb.de](mailto:sfb1361@imb.de) prior to the event (by 19 September) or provide a download link.
- d) If this is not possible, please **contact us at the reception** during the break before the start of your session and provide your talk on a memory stick.

Please make sure to keep your presentation within the time limit:

**Short talk                      10 min talk + 5 min discussion**



# Useful information

## PRINTING

If you need to print out your train tickets or boarding passes, please send an email to [sfb1361@imb.de](mailto:sfb1361@imb.de).  
You can pick up the printouts at the reception.

## RECEPTION

The reception desk in IMB's Foyer is open from 07:30-18:30. You can reach reception at +49 6131 39 21600.

## REGISTRATION

The registration desk opens on **Tuesday, 20 September at 12:00** where you will receive your name badge and welcome folder as well as the abstract booklet (only available in printed form upon registration).

## TAXI

To order a local taxi, please contact Taxi Zentrale Mainz at +49 6131 910 910.

## WiFi

To use the internet, please log into the university network:

**WLAN:** Uni-Mainz

**User:** imblan42@uni-mainz.de

**Password:** HuiPLorsk75!



# Getting to IMB from Mainz Main Station

## By public transport

Go to stop **Hauptbahnhof** with the letter **A**, **B** or **L** (see map below). Take tram 51 (stop A) or tram 53 (stop L) or tram 59 (stop B) to IMB until stop **Hochschule Mainz** and walk around 10 min to IMB.

All trams also leave from **Hauptbahnhof West**.

Alternatively, you can take the **bus 9** (stop **F**) if available. This bus drives across the University Campus and stops right in front of IMB, stop **Duesbergweg**, but only operates at a reduced timetable.

## By taxi

When leaving the station through the main entrance you can find the taxis on the left hand side. The taxi costs to IMB are around 12.00 EUR.





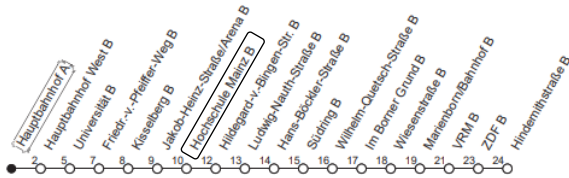
# Getting to IMB

## Timetable Tram 51/53 Hauptbahnhof & Hauptbahnhof West to IMB (Hochschule Mainz B)

# 51

### Hauptbahnhof A

TRAM → Lerchenberg/Hindemithstraße



# 53

### Hauptbahnhof L

TRAM → Lerchenberg/Hindemithstraße



- Important: you need to consult the column on the left hand side (*Schule*)

- Tram 51 and 53 depart from **Hauptbahnhof** or **Hauptbahnhof West**

- The number and destination of the tram – in this case **51/53 Lerchenberg/Hindemithstrasse** – is shown at the front of the tram

- Exit at stop **Hochschule Mainz**

- A single ticket costs **3.20 EUR**. You can buy a ticket directly from the driver or from the ticket machines in front of the main station.

- Tram 51 or 53 also take you back to **Hauptbahnhof**

Mo.-Fr. (Schule)	Mo.-Fr. (Ferien)	Samstag	Sonn-/Feiertag
3 07	07		
4 00 30	00 30		
5 15 45 51●	15 45 30		
6 11 18 23 29● 34 51●	11 23 34 51 03 28 48		
7 06 24 39 54	06 36 51● 59● 08 18 48 30		
8 02: 09: 21 36 51●	14 34 54 18 48 03 33		
9 06: 21: 36: 51: u	14: 34: 54: 18 28: 49: 54 18 28 38 48		
10 06: 21: 36: 51: u	14: 34: 54: 14: 34: 54: 18 48		
11 06: 21: 36: 51: u	14: 34: 54: 14: 34: 54: 18 48		
12 06: 21: 36: 51: u	14: 34 54 14: 34: 54: 18 48		
13 06 21● 36 51	14 34 54 14: 34: 54: 18 48		
14 06 21 36 51	14 34 54 14: 34: 54: 18 48		
15 06● 21 36● 51	14 34 54 14: 34: 54: 18 48		
16 06 21 36 51	14 34 54 14: 34: 54: 18 48		
17 06 21● 36 51	14 34 54 14: 34: 54: 18 48		
18 06 21 36 54	14 34 54 14: 34: 54 18 48		
19 14 34	14 34 18 48 18 48		
20 18 48	18 48 18 48 18 48		
21 18 48	18 48 18 48 18 48		
22 18 48	18 48 18 48 18 48		
23 15: 18: 45: 48: r	15: 18: 45: 48: r 18 48 15 45		
0 18: 30: 48: r	18: 30: 48: r 18 48 30		
1 15: 45: r	15: 45: r 15 45		
2 30: r	30: r 30		

● : Voraussichtlich Hochflurbahn (Zu-/Ausstieg über Treppe)  
 r : Nur bis Hochschule Mainz  
 u : Nur bis Marienborn/Wiesenstraße  
 r : Nur Montag - Donnerstag, nicht in den Nächten vor Feiertagen  
 r : Nur Nacht Freitag auf Samstag und Nacht vor Feiertag auf den Feiertag

Mo.-Fr. (Schule)	Mo.-Fr. (Ferien)	Samstag	Sonn-/Feiertag
5 00 30	00 30		
6 00 41	00 41 54		
7 14 30 44: 49	17 43: 48 34		
8 00 05: 14 29 44 59	03: 08 25 45 04 34		
9 14 29 44 59●	05 25 45 04 39 04		
10 14 29 44 59	05 25 45 05 25 45 04 34		
11 14 29 44 59●	05 25 45 05 25 45 04 34		
12 14 29 44 59	05 25 45 05 25 45 04 34		
13 14 29 44 59●	05 25 45 05 25 45 04 34		
14 14 29 44 59	05 25 45 05 25 45 04 34		
15 14 29 44 59●	05 25 45 05 25 45 04 34		
16 14 29 44 59	05 25 45 05 25 45 04 34		
17 14 29 44 59●	05 25 45 05 25 45 04 34		
18 14 29 45	05 25 45 05 25 45 04 34		
19 05 25 49	05 25 49 04 34 04 34		
20 04 34	04 34 04 34 04 34		
21 04 34	04 34 04 34 04 34		
22 04 34	04 34 04 34 04 34		
23 04: 34: r	04: 34: r 04 34		
0 04: 34: r	04: 34: r 04 34		

r : Nur bis Hochschule Mainz  
 ● : Voraussichtlich Hochflurbahn (Zu-/Ausstieg über Treppe)  
 r : Nur Nacht Freitag auf Samstag und Nacht vor Feiertag auf den Feiertag

For further information see: [www.mainzer-mobilitaet.de](http://www.mainzer-mobilitaet.de)  
 or <https://www.rmv.de/c/en/homepage/>



# Getting to IMB

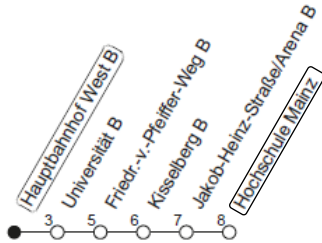
## Timetable Tram 59 Hauptbahnhof & Hauptbahnhof West to IMB (Hochschule Mainz B)

**59**

**Hauptbahnhof West B**

TRAM

→ **Hochschule Mainz**



Mo.-Fr. (Schule)	Mo.-Fr. (Ferien)	Samstag	Sonn-/Feiertag
6 59.	59.		
7 19. 59.	29. 59.		
8 34.	34		
9 04 34.	04. 34		
10 04 34.	04. 34		
11 34.	34		
12 34.	34		
13 34.	34		
14 34.	34		
15 34.	34		
16 34.	34		
17 34.	34		
18 34.	34		

⌚ : Weiter bis Lerchenberg/Hindemithstraße

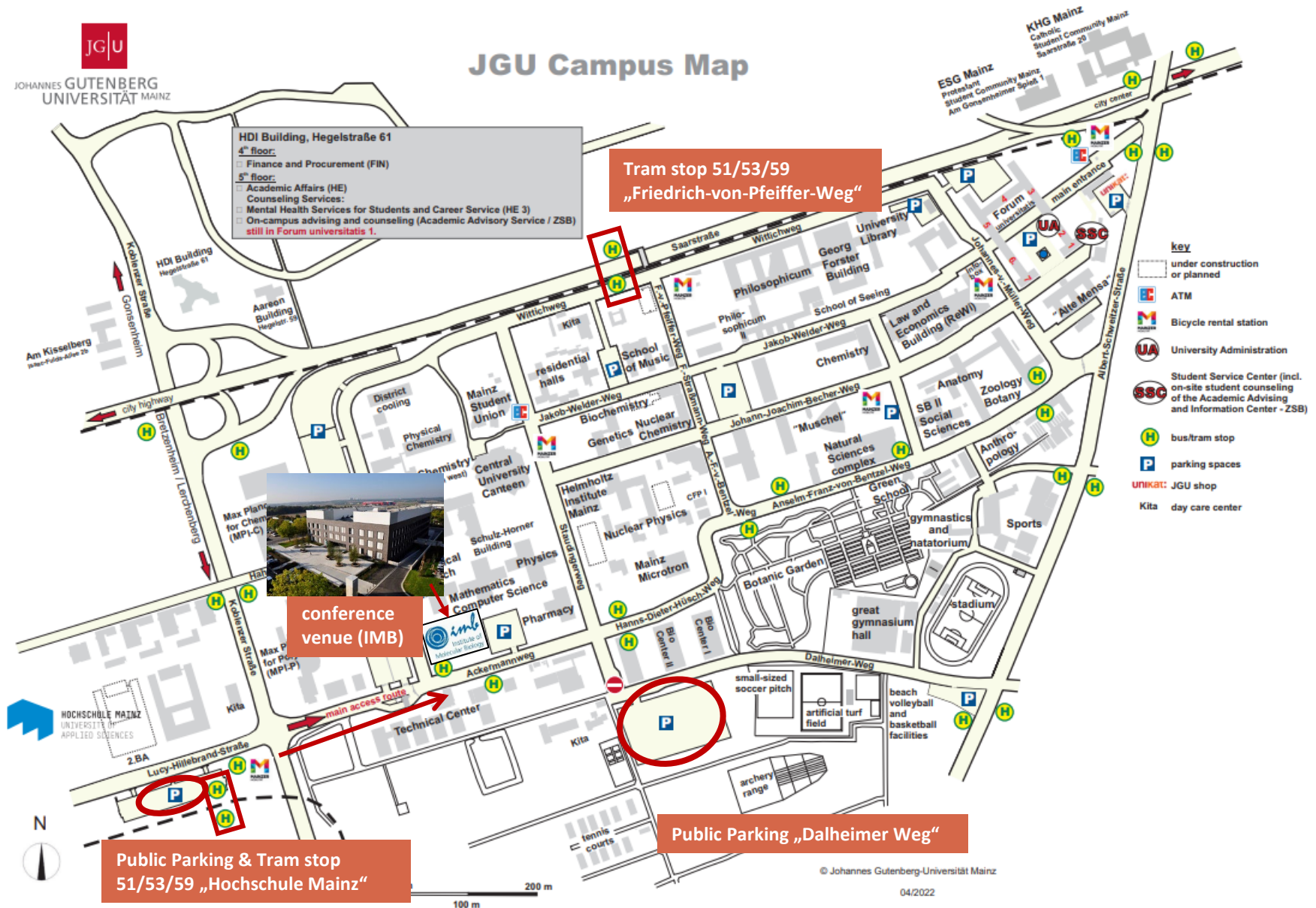
● : Voraussichtlich Hochflurbahn (Zu-/Ausstieg über Treppe)

- Important: you need to consult the column on the left hand side (*Schule*)
- **Tram 59** departs from **Hauptbahnhof** or **Hauptbahnhof West**
- The number and destination of the tram – in this case **59 Hochschule Mainz** – is shown at the front of the tram
- Exit at stop **Hochschule Mainz**
- A single ticket costs **3.20 EUR**. You can buy a ticket directly from the driver or from the ticket machines in front of the main station.
- Tram 59 also take you back to **Hauptbahnhof**

For further information see: [www.mainzer-mobilitaet.de](http://www.mainzer-mobilitaet.de)  
or <https://www.rmv.de/c/en/homepage/>



# Tram stops/ parking of Mainz University Campus



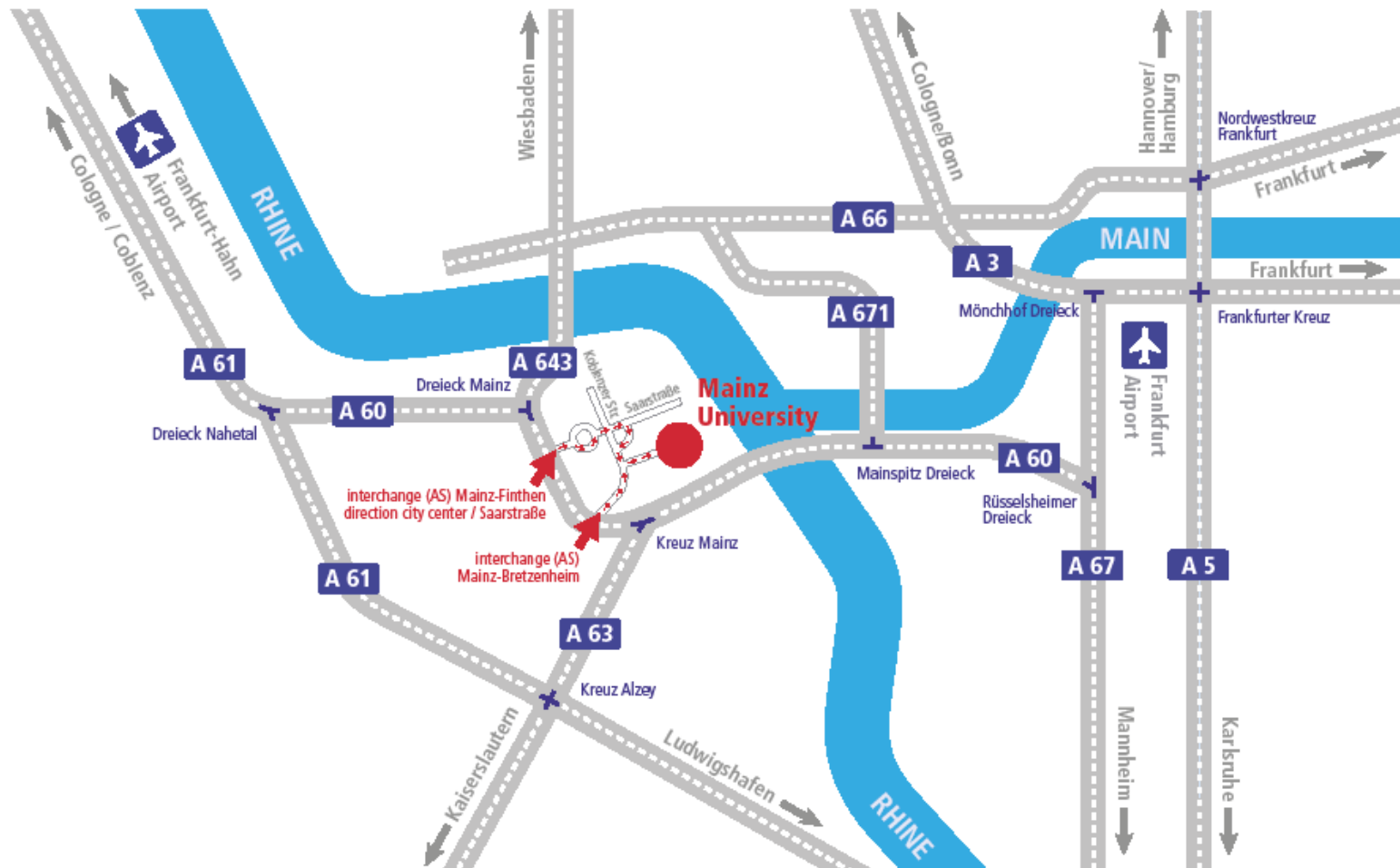


# Directions to Mainz University Campus




JOHANNES GUTENBERG  
UNIVERSITÄT MAINZ

## Directions to Mainz University





# Where to eat and drink



**Baron** (restaurant and bar)

Johann-Joachim-Becherweg 3, 55128 Mainz (on campus)

Mon-Fri: 10:00-22:00; Sat: 12:00-22:00

Menu: Fresh, organic and regional food and large variety of wine and beer



**Heiliggeist** (restaurant and bar)

Rentengasse 2, 55116 Mainz

Di-Do: 17:30-23:00; Fr-Sat: 17:30-00:00

Menu: high-quality traditional and seasonal food, beer, wine and cocktails



**Eisgrub-Bräu**

(restaurant and brewery)

Weißliliengasse 1A, 55116 Mainz

Mon-Sun: 11:30-00:00

Menu: traditional German food and home-brewed beer

**Weinhaus Michel**

(wine tavern)

Jakobsbergstr. 8

55116 Mainz

Tue-Sat: 16:00-23:00

Menu: regional food and wine





# What to see in Mainz



## **Cathedral St. Martin**

Along with the cathedrals in Worms and Speyer, Mainz cathedral is one of the three Rhenish Imperial cathedrals. In 975 the Archbishop Willigis began with the construction of this great cathedral, modelling it on St. Peter's in Rome. Shortly before its day of consecration in August 1009 the cathedral burned down. The oldest surviving pieces of ornamentation from this time are the bronze door panels of the market portal. Rebuilt in the 12th century with deep red sandstone and topped with an octagonal tower, the cathedral is quintessentially Romanesque.

ADDRESS: Markt 10, 55116 Mainz



## **St. Stephan's Church**

This Gothic Church was erected in the 13th century and stands on the foundations of the basilica built in Ottonian-pre-Romanesque style around 990. St. Stephan's is the only German church for which the Russian-Jewish artist Marc Chagall created nine brilliant, stained glassed windows. Bright blue and imbued with a mystical, meditative quality, they serve as a symbol of Jewish-Christian reconciliation.

ADDRESS: Kleine Weissgasse 12, 55116 Mainz



## **Gutenberg-Museum**

Experience the history of printing, writing and books in one of the oldest museums of printing in the world. Two original Gutenberg Bibles of the mid-15th century are among the most valuable treasures of the Museum. Another main attraction is a reconstruction of Johannes Gutenberg's workshop where he perfected moveable type and thus became known as the inventor of modern book printing. With a large number of typographic instruments, old presses and typesetting machines and printed works from the 15th century, the history of letterpress printing comes to life at the Gutenberg Museum. A visit to the museum's educational print shop (Druckladen) is equally interesting. At the Druckladen, with the assistance of its expert staff, everybody can have a go at typesetting and printing.

ADDRESS: Liebfrauenplatz 5, 55116 Mainz